

# BICYCLE PARKING RACK BUYERS GUIDE

PRESENTED BY

**thepark** AND FACILITIES  
CATALOG

[www.TheParkCatalog.com](http://www.TheParkCatalog.com)





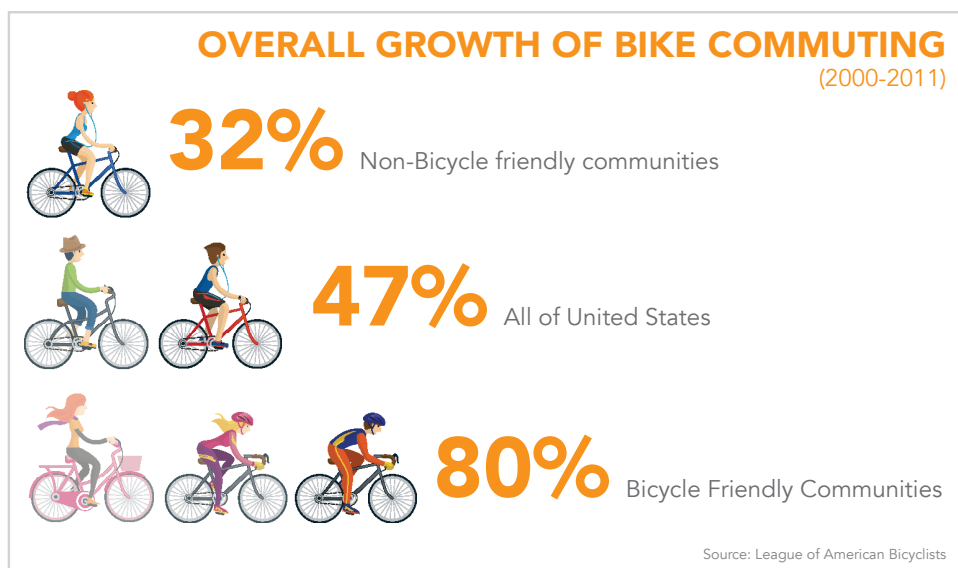
## WHATS INSIDE

Customer Trends: Bicycling is on the Rise	page 3
Biking Brings Business	page 4
Stop Bicycle Theft Before it Can Start	page 5
Types of Commercial Bike Racks	pages 6-7
Short Term vs. Long Term Bicycle Parking	page 8
Questions to Ask for a High Quality Bike Rack	page 10
Bicycle Parking Installation Options	page 11
Sturdy Installation in 4 Easy Steps	pages 12-13
Location, Location, Location!	page 14
Custom Bike Racks Become Modern Street Art	page 15
Quick Bike Rack Installation Leaves a Big Impact	page 15
Resources	page 16



# CUSTOMER TRENDS: BICYCLING IS ON THE RISE

America has more cyclists than ever before. With gasoline prices always fluctuating, more people are using bicycles to get around town instead. According to Statista, the number of Americans biking increased from 47 million in Spring of 2008 to 66.7 million in Spring of 2015. Whether for recreation or transportation, Americans are cycling more.



This increase is great news. It means a decrease in traffic, pollution, and parking problems, and an increase in the health and well-being of our communities.

Sustainability departments in cities across the country are emphasizing the use of bicycles instead of cars. Thousands of miles of new bike lanes are added to downtowns every year. Civic officials are realizing it's much easier to add bike infrastructure than a new stretch of roadway.

The U.S. Department of Health reports that more than two-thirds of American adults are considered overweight or obese. Biking is addressing the issue head-on, as an excellent work out for improving health and losing weight. Long story short: more bikes buzzing around town means a better quality of life for everyone.

Millennials are waiting longer to get their drivers' licenses and prefer bicycles over cars. Apartment complexes are now adding more bicycling amenities to attract renters. A renewed interest in bicycling is a national and global trend that cannot be ignored.

Property and facilities managers need to be aware of this growing trend among younger audiences so they can better serve the younger generation of customers.

# BIKING BRINGS BUSINESS



More bicycles on the road also increases the demand for bicycle parking. Businesses with bike racks are prepared to accommodate more and more customers who are biking instead of driving. Installing a bike rack will increase customer base over time and the business will be viewed as more bike friendly.

In fact, according to the study commissioned by Portland State University, consumers who bicycle tend to spend more over a month than drivers.

The reason: consumers on a bike tend to visit local businesses more often.

Business people who place bike racks in front of their business report as significant increase in store traffic and more visibility.

## HERE'S WHAT RESEARCHERS UNCOVERED:

	TRIPS	\$ PER TRIP	\$ PER MONTH
AUTO	4.5	\$13.70	\$61.03
BIKE	7.1	\$10.66	\$75.66
TRANSIT	5.7	\$10.15	\$58.16
WALK	5	\$11.25	\$66.22

In addition, freeing up a car parking space for bicycle parking racks, such as a bike corral, can increase consumer access by 800%.

The [League of American Bicyclists](#) is an organization that has been advocating for cyclists since 1880. As part of their Essential Elements of a Bicycle Friendly America, they urge the importance of "Creating safe and convenient places to ride and park" as their first step. Besides bike paths, lanes, and trails, "secure, convenient and readily available bike parking is also a key component" to a bike-friendly business and community.

Without enough commercial bike racks installed, desperate cyclists will lock their bikes to poles, trees, railings, or fences. This results in blocked sidewalks, more bike theft, environmental damage, and potential fines to the cyclist.

Quality bicycle parking can alleviate these issues, but business owners and facility managers may not be familiar with types of commercial bike racks that will be best for their facility. A little bit of knowledge can help you pick the best bicycle parking to make your customers happy and your town a little more bicycle-friendly.



# STOP BICYCLE THEFT BEFORE IT CAN START



By providing plenty of high quality bicycle parking racks, you can help alleviate a frequent crime in the United States: bike theft. [Transportation Alternatives](#), a bicycle advocacy group, estimates that 1 million bicycles (worth up to \$350 million) are stolen every year. One reason for this incredibly high rate of theft is the lack of secure bicycle parking. Without a bike rack, cyclists may leave their bikes parked in alleyways or sidewalks. But locked, high visibility parking is much more secure than stowing a bike on its own.

Cyclists widely agree that the most secure bike lock is the metal U-lock, looped through both the frame and wheel of your bicycle. For extra security, you can use a chain or cord combined with the U-lock to secure both wheels to the U-lock.

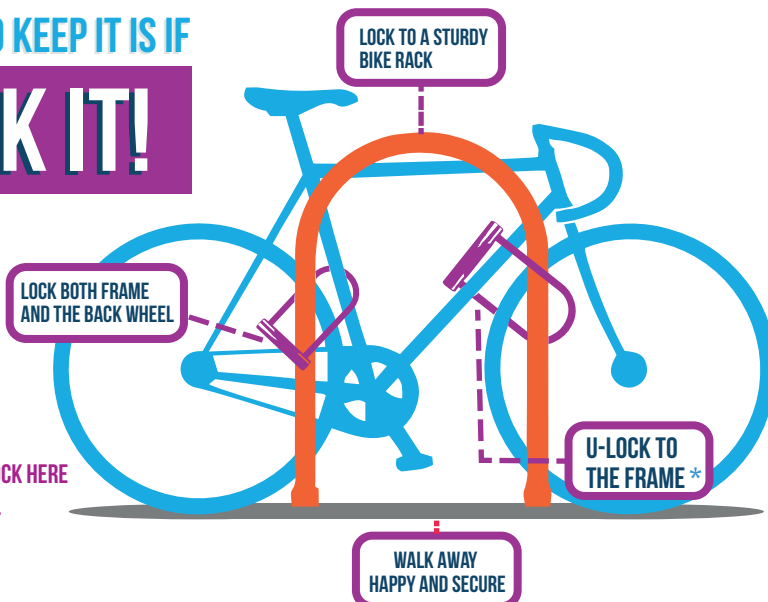


Facilities managers will want to install a sturdy metal bike rack compatible with this U-locks to promote security at their location. Several racks are designed for the U-lock, including [the Wave or U-Rack bicycle parking racks](#).

Wave racks are aesthetically appealing, very supportive, and can hold several bicycles. U-Racks are meant to hold up to two bicycles and are also a very sturdy steel parking solution.

**THE ONLY WAY TO KEEP IT IS IF**

**U-LOCK IT!**




\* YOU CAN ALSO USE A CABLE LOCK HERE IF YOU ONLY HAVE ONE U-LOCK.

# TYPES OF COMMERCIAL BIKE RACKS


## WAVE RACK

A practical and sturdy solution for parking several bicycles, the wave rack is also aesthetically appealing.



## U RACK

U Racks are very sturdy and work easily with a U-Lock. For more parking, install several U-Racks in a row.



## ARCHITECTURAL RACK

Architectural racks let you easily store two bicycles while still adding to the ambience of your community.



## BOLLARD

Bollard racks work great in urban environments where space is limited. The vertical design keeps two bicycles upright and allows for U-Lock capability.



## CUSTOM ART BIKE RACK

Doubling as modern metal art pieces, custom bike racks use the latest manufacturing technology technology to create shapes or logos showcasing what makes your business or town unique.



# TYPES OF COMMERCIAL BIKE RACKS

## WALL MOUNT

Indoor and out of the way, wall mount bicycle storage allows pedestrians to walk around them in offices, garages, or apartments. Property owners use these racks to market their property since younger tenants are interested in this kind of bicycle parking amenity.



## DOUBLE DECKER

Accommodating high demand for bicycle parking, the double decker bicycle rack offers a lot of storage in a small space.



## GRID STYLE

An inexpensive and efficient way to park several bikes at festivals or schools.



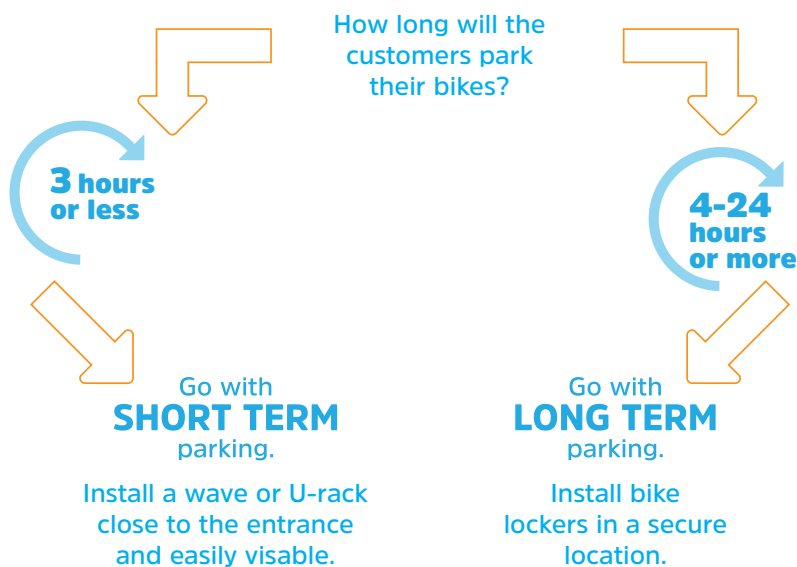
## BIKE LOCKERS

Bicycle lockers provide some of the highest security available for long-term parking. Bikes are protected from the elements in these high-quality parking spaces. Facility managers can generate revenue since many bike owners will pay to rent a locker.



# SHORT TERM VS. LONG TERM BICYCLE PARKING

## BICYCLE PARKING Which do you need?



**IF YOU GO WITH SHORT TERM PARKING**, keep the location convenient since many of the cyclists will only use the bike racks occasionally. Keep the bicycle parking off of sidewalks and pathways, while also clear of the road's edge. Some cities also allow for bicycle corrals within parking spots where several cyclists can park their bikes.



**IF LONG TERM PARKING IS FOR YOU**, focus on security. From indoor onsite parking to bike shelters and lockers, to bicycle valet, select a bike parking solution that will keep bicycles safe for long periods of time. Secure, long term parking encourages people to ride bicycles since the risk of theft and vandalism is lower. [The Association of Pedestrian and Bicycle Professionals \(APBP\)](#) points out that cyclists who park in long-term parking are employees, residents, transit users, and others who park for long periods of time.

If the location is not easily visible, include signage to guide cyclists. Before installing the long term bicycle parking solution, check your city's zoning laws to ensure they follow local requirements.





# FINISHING TOUCHES: SELECTING THE RIGHT FINISH

How do you know which coating is right for your facility? Weighing factors like durability and cost can help you narrow your search to the right bike rack finish for your facility.

## OPTIONS

MATERIAL	DETAILS
<b>POWDER COAT</b>	<ul style="list-style-type: none"> <li>• Select a unique color to match your style or brand</li> <li>• Coating serves as a protective barrier to withstand harsh weather</li> <li>• Usually requires ongoing maintenance</li> </ul>
<b>THERMOPLASTIC</b>	<ul style="list-style-type: none"> <li>• Thermoplastic coatings are highly durable and rugged</li> <li>• Thicker coat than powder coat, so it provides more resistance to the elements</li> <li>• Uses an eco-friendly manufacturing process</li> </ul>
<b>GALVANIZED</b>	<ul style="list-style-type: none"> <li>• Durable, low-cost option</li> <li>• Very high degree of protection because it is hot-dipped</li> <li>• Very low maintenance</li> </ul>
<b>STAINLESS STEEL</b>	<ul style="list-style-type: none"> <li>• Aesthetically pleasing look</li> <li>• Most durable finish available and high resistance to cutting</li> <li>• Most expensive bike racks available</li> </ul>

# QUESTIONS TO ASK TO DETERMINE A HIGH QUALITY BIKE RACK

Not all bike racks are created equal. If you want your rack to last for years to come, it's essential to ask the following questions:

## WHERE WAS THIS BICYCLE PARKING RACK MANUFACTURED?

There's nothing quite like American manufacturing. Not only does it add trillions to the national economy, it also greatly impacts the quality of the bike rack that you purchase.

## WHAT KIND OF FINISH DOES IT HAVE?

If you select a finish with poor durability, then you'll find yourself replacing or maintaining the bike rack more than you would like.

## DOES IT SECURE THE BICYCLE IN TWO PLACES AND ALLOW FOR U-LOCKS?

The most secure bicycle racks are compatible with locking in two places, such as the wheel and the frame of the bike. These also work with U-Locks to properly lock a bicycle in the most secure way possible.

## WHAT TYPE OF STEEL IS USED?

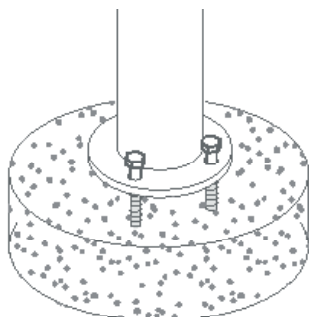
Check the material type when shopping for a bicycle parking rack. Thick or heavy-gauge steel secures bicycles better than the standard grade steel.

## IS THE BICYCLE RACK INTUITIVE AND ACCOMMODATING?

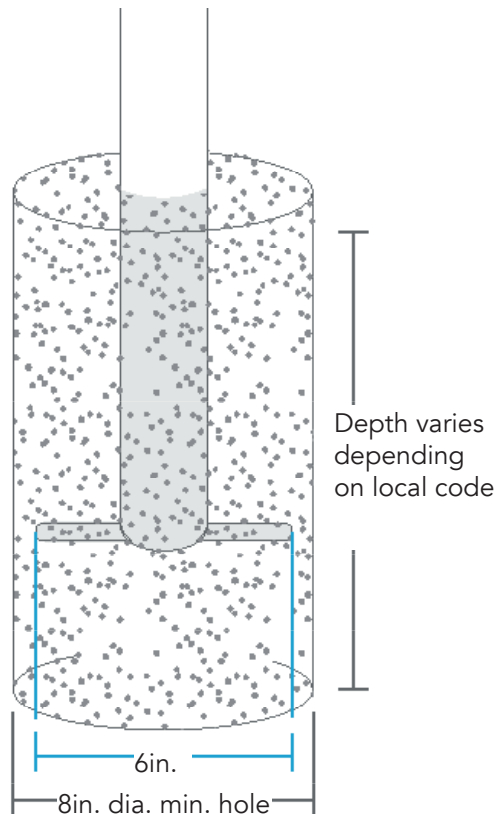
Cyclists need to recognize the bicycle rack as bicycle parking and easily understand how to secure their bicycle to it. Parking also needs to accommodate the wide variety of bicycles and accessories in your community, including kids' bikes and larger adult bikes.



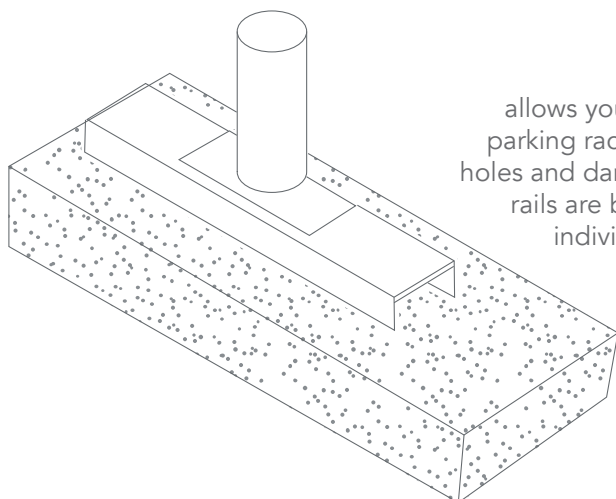
# BICYCLE PARKING INSTALLATION OPTIONS



**Surface installation** is an easier installation option since it is installed on top of the concrete. Surface installation also allows for transporting and re-installing the bicycle rack if you decide to move its location. By installing the legs of the bike rack with non-standard nuts and hardware unique to bicycle rack installation, you can decrease the chances of theft.



**In-ground installation** offers the maximum amount of security against extreme weather, theft, vandalism, and other harsh elements. The bicycle parking rack is installed approximately 10" under the concrete surface, securing it into the cement. If your bicycle rack will be at a facility with new cement or security is your highest priority, opt for the in-ground installation.



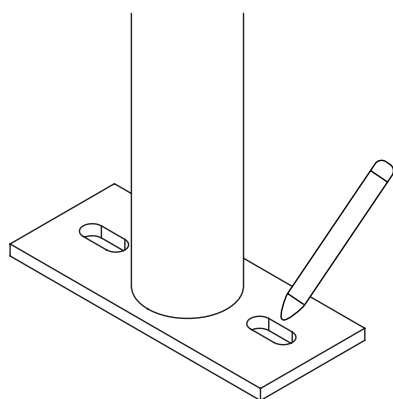
**Rail mount installation** allows you to securely install several U-Rack parking racks in a row without drilling several holes and damaging the surface area. The long rails are bolted into the concrete, while the individual racks are secured to the rails.

# STURDY INSTALLATION 4 EASY STEPS

Concrete spikes and wedge anchors are the two common forms of fasteners that can secure bicycle parking racks. Security nuts, which require special tools to loosen, can decrease the chances of theft and tampering with wedge anchors. The APBP recommends drilling holes three inches from concrete edges or joints.

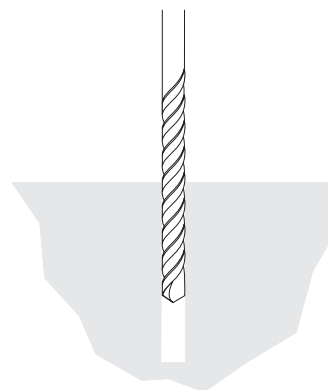
Solid concrete with nothing underneath it is the most secure base material surface. Depending on your type of installation, directions are below.

## SURFACE MOUNT



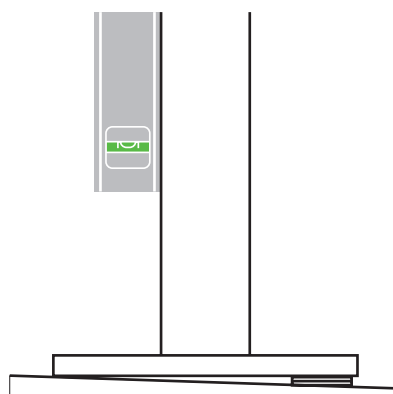
### STEP 1

Place the rack in the desired location. Use a marker or pencil to outline the holes of the flange onto the base material.



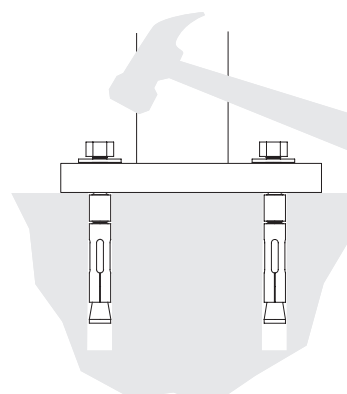
### STEP 2

Drill the holes. Make sure the holes are at least 3" away from any cracks in the base material.



### STEP 3

Use washers to level rack if necessary.



### STEP 4

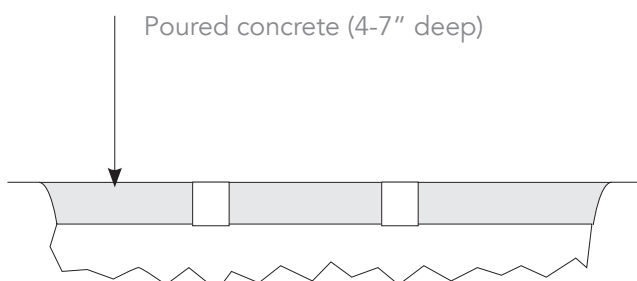
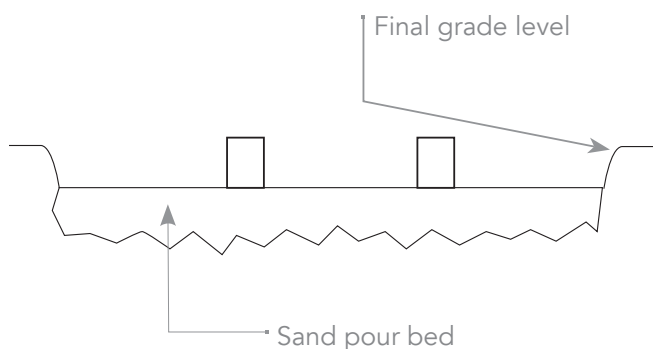
Tap in anchors.

# STURDY INSTALLATION 4 EASY STEPS

## INSTALLING INTO EXISTING SIDEWALK

Core holes no less than 3" diameter (4" recommended) and 10" deep into sidewalk. Place Wide-U Bike Rack into holes, making sure the rack is level. Fill holes with epoxy grout. 33"-36" of the Wide-U Bike Rack should remain above the surface. If the Wide-U Bike Rack is less than 33" high, it will not support the bike adequately. Make sure the rack is level and held in place until the grout has set.

## INSTALLING INTO A NEW SIDEWALK

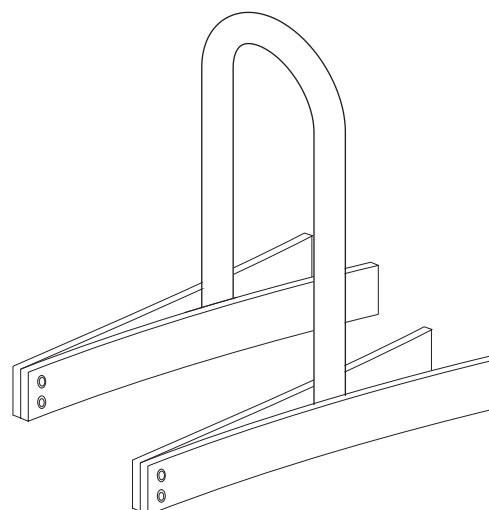
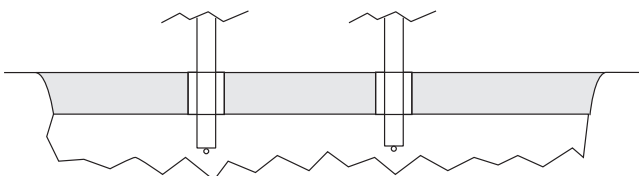


### STEP 1

Place corrosion resistant sleeve (min. 4" inside diameter) in sand pour bed in exact location where rack will be installed. Make sure top of sleeve is at same level as desired finished concrete surface. Fill sleeve with sand to keep it in place and prevent it from filling with concrete.

### STEP 2

Pour concrete and allow to cure.



### STEP 3

After appropriate cure time, dig out sand from sleeves and insert racks, making sure they are level and at the appropriate height. Pour in epoxy grout and allow to set.

### INSTALL TIP

An easy way to brace the Wide-U Bike Rack while the grout sets is to bolt two 1x4" boards together at one end and clamp them onto the legs of the rack like a clothes pin.

# LOCATION, LOCATION, LOCATION!

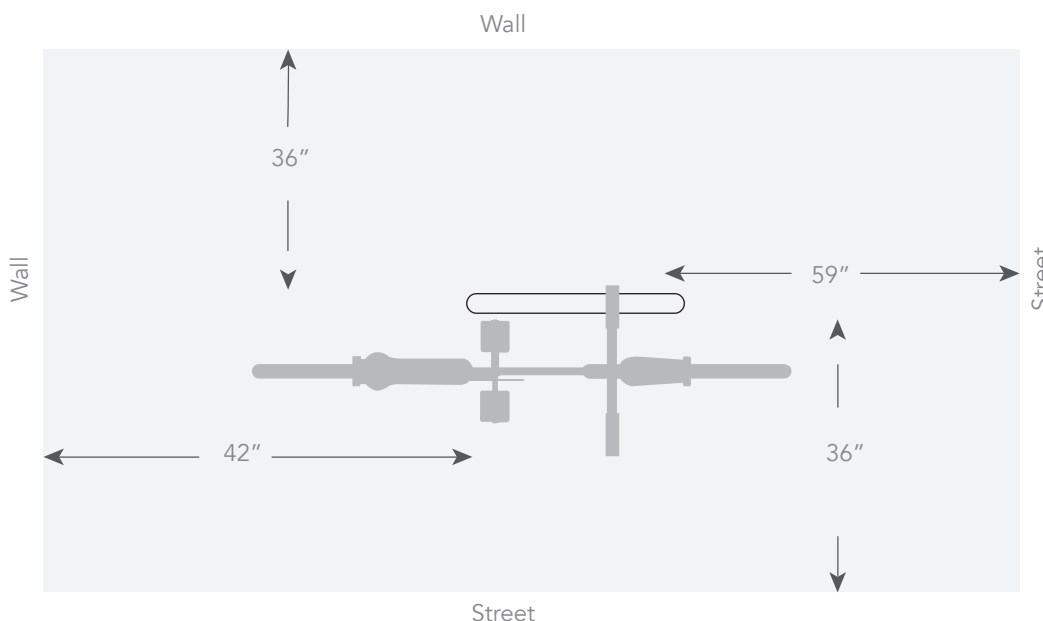


Location is everything when it comes to bicycle parking. Where you install your bike rack has to be safe and convenient for cyclists. Carefully select a location that is:

- **EASILY VISIBLE AND WELL-LIT AT NIGHT**
- **CLOSE TO ENTRANCES AND PEDESTRIAN AREAS**
- **LACKING BICYCLE PARKING RACKS**
- **FOLLOWS LOCAL CITY ORDINANCES**

You will need to research your city’s guidelines on bike rack placement. Generally, you’ll want to install the rack on a wide sidewalk and maintain a 6-foot clearance for pedestrian traffic. This keeps the rack a safe distance from the road while also keeping the path clear for pedestrians. The APBP recommends that if bike racks are adjacent to street parking, install the stalls between parking spots to avoid collision with opening car doors.

Structure	Clearance
Trees	2 feet
Building Entrance	11 feet
Fire Hydrant	5 feet
Curb	3 feet
Pedestrian Walkways	6 feet



# A QUICK BIKE RACKS USED AS SIDEWALK ART

Street art adds to the vibe of any community, but street art that's also functional is even more impressive. That's where custom bike rack parking comes in.

You see, bicycle parking doesn't have to be an eyesore on your business. Instead, it can communicate your colors, mission, or brand to your entire customer base, while also serving as an incredibly useful form of parking for cyclists.

Custom bicycle parking racks can be created in the shape of any image that you imagine. It's a fantastic way to create "sidewalk art" that can actually attract bicyclists and tourists to downtown area. Many towns use this inexpensive strategy to reinforce their unique brand.

Custom bike racks are sure to bring attention and customers to your facility. They add a unique flair that helps you stand out from the crowd, while also serving a functional purpose



# QUICK BIKE RACK INSTALLATION LEAVES A BIG IMPACT

Cycling is a growing trend that's not showing any signs of slowing down. By taking simple steps to install high quality steel bicycle parking racks, you can accommodate customers while having a positive impact on your community and the environment. In short, outdoor bicycle racks positively impact: Your Business, Customers, Environment.

# RESOURCES

APBP Essentials of Bike Parking.

[http://c.ymcdn.com/sites/www.apbp.org/resource/resmgr/Bicycle\\_Parking/EssentialsofBikeParking\\_FINA.pdf](http://c.ymcdn.com/sites/www.apbp.org/resource/resmgr/Bicycle_Parking/EssentialsofBikeParking_FINA.pdf)

BicycleParkingRacks.com.

[http://bicycleparkingracks.com/wp-content/uploads/2015/05/WaveStyleRack\\_Information\\_v25.pdf](http://bicycleparkingracks.com/wp-content/uploads/2015/05/WaveStyleRack_Information_v25.pdf)

Outside Online. "Who Pinched My Ride?"

<http://www.outsideonline.com/1922671/who-pinched-my-ride?page=>

## ABOUT THE PARK AND FACILITIES CATALOG

The Park and Facilities Catalog is headquartered in Boca Raton, Fla. The company is a national manufacturer and provider of commercial bike racks. Our selection includes custom bike racks, wave bike racks, U-shaped bike racks, grid bike racks, architectural bicycle parking racks, double-decker bike racks, wall-mounted bike racks, low-profile bike racks, bike lockers and bike storage. Our products are available in a large array of colors and protective coatings.

Since 2001, we have supplied top quality bike racks to parks, schools, universities, restaurants, stores, malls, shopping centers, multi-family communities across the United States. The company is also a distributor of additional site furnishings such as park benches, picnic tables, trash receptacles, aluminum bleachers and hundreds of other items.

**CALL US TODAY AT** 1-800-695-3503  
for a free catalog or visit our website:  
<https://www.theparkcatalog.com/bike-racks>

